


2020 Model Year Standard Specification



Principal Dimensions

Length overall:

32'9" (9.99m)

Beam:

11'6" (3.5m)

Draught:

2'10" (0.87m) unloaded

Berths:

2 - 4

Fuel capacity:

150 gallons / 180 US gallons (680 litres)

Displacement (light):

5.93 tonnes / 6.65 US tons (6,029kg)

Water capacity:

48 gallons / 58 US gallons (220 litres)

Black waste capacity:

27 gallons / 21 US gallons (80 litres)

Engines & Performance

2 x Volvo Penta V6-240 petrol,
sterndrive (240mhp each):

33 knots (estimated)

2 x Volvo Penta V8-430 petrol,
sterndrive (430mhp each):

48 knots

Type approval:

CE Category C

2 x Volvo Penta D3-220 diesel,
sterndrive (220mhp each):

32 knots

2 x Mercruiser V8 8.2 430 petrol,
sterndrive (430mhp each):

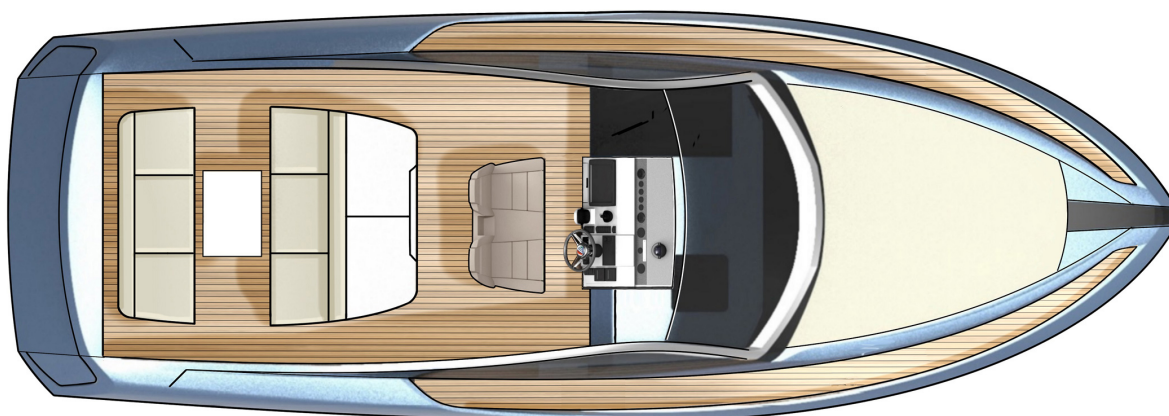
48 knots (estimated)

Max. persons capacity:

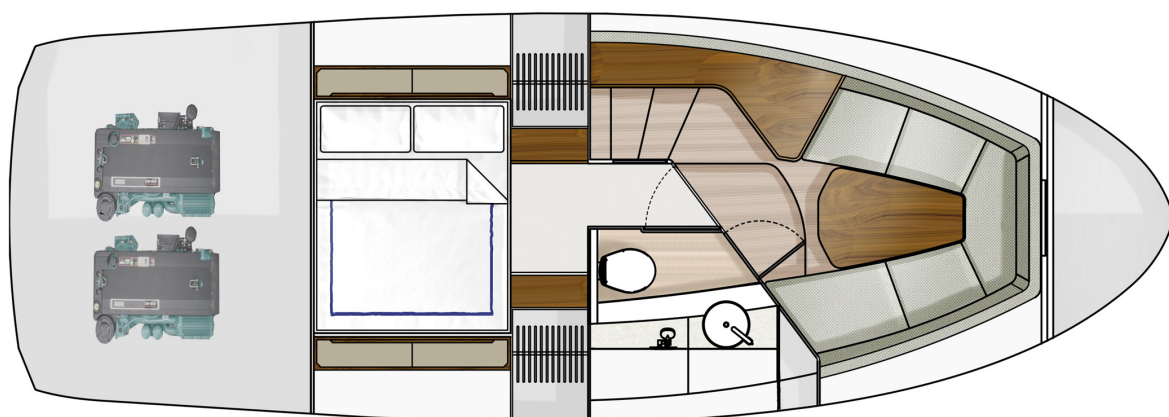
8

Deck Plans

Main Deck



Lower Deck



Deck

Anchor light	Hot & cold water handheld transom shower
Anchor chain (8mm x 30m)	Mooring lines (6 x 2.5m)
Anchor chain locker	Moulded non-slip deck surface
Anchor winch controls	Navigation lights
Anchor winch (electric)	Recessed self-draining area on foredeck for sunbed cushions
Bilge pump switches with integral operating warning lights & audible alarms	Self-stowing stainless-steel anchor (10kg)
Carbon fibre ensign/courtesy flag staff	Stainless steel pop-up bow, spring & stern cleats
Chain stopper (10mm)	Stainless steel stemhead roller
Fenders (x6)	Side access doors
Foredeck sunbed cushion cover	Toughened, single piece glass windscreen
Fuel filler	Water filler
High capacity emergency manual bilge pump system	Waste outlet
Horn	

Helm Position

Compass	Full engine monitoring including; digital tachometers, oil pressure gauges, temperature gauges, audible alarms, engine hour meters, helm position indicator, compass
Bench seat – fixed height	Garmin VHF 315i marine radio
7” display screen	USB socket
Drinks holders	
Electronic single-lever throttle & gear controls for port & starboard engines	

Electrical Systems

All 240V, 12V circuits with circuit protection
Electrical sockets
Heavy duty circuit breakers
Isolating switches to all batteries

12 Volt

Batteries x 2 for domestic services
Battery crossover system

240 Volt

Polarity check & earth leakage protection system
Regulated battery inverter/charger
Shore power supply

Cockpit

Audio unit with Bluetooth connectivity
2 x 8" waterproof speakers
Bar unit with sink & fridge
Boat hook
Controls for engine bay fire extinguisher system
Engine compartment access hatch
Forward & aft facing seating with stowage under
GRP table, fixed height
Life raft stowage

Manual bilge pumps
Moulded non-slip deck surface
Step for side deck access
Stowage bins
Transom safety hoops
Transom washboard
Tonneau cover
USB socket

Hullform & Construction

Antifouling protection to hull
Deep 'V' hull design by J&J Design
Design, layout & detailing by Alberto Mancini Yacht Design and the Fairline Yachts Design Studio
Full length moulded spray deflectors
Hull & deck colour – White

Integrally moulded engine bearers
Polyurethane foam cores throughout deck for strength & thermal insulation
Resin infused hull & internal liner
Transverse & longitudinal strengthening stringers throughout hull

Saloon

Access to head
Companionway timber steps
First aid kit
Fixed height table
Electrical distribution panel
Fire extinguisher (manual)

LED ceiling lights
Lockers (eye level)
Sliding companionway door to cockpit
Stowage lockers under seating
'V' shaped sofa

Mid Cabin	Double bed (king) LED ceiling lights Opening porthole	2 x half height hanging lockers 4 x trinket lockers
Head	Automatic shower tray pump-out system Electric silent-flush freshwater toilet Extractor fan Full set of bathroom fittings	Full standing-height shower with adjustable shower head Mirrored cabinet doors Skylight Vanity unit locker & basin with hot & cold pressurised water
Engines & Sterngear	Automatic engine bay fire extinguisher system Electric trim tabs	Seacocks on all inlets/outlets below waterline
Fuel System	Emergency fuel shut-off valves Water separators & fuel filters	Twin fuel tanks – 680 litre capacity
Freshwater System	Automatic, pressurised supply Calorifier hot water system – 60 litre capacity	Water tank – 160 litre capacity
Black Waste	Holding tank – 80 litre capacity	
USA Specifications In addition to or in lieu of those listed above	Voltage - 110V 60Hz	

Whilst every effort is made to keep all sales literature up to date, it should not be regarded as an infallible statement of current specifications & does not constitute an offer for the sale of any particular boat. We continually seek to improve the specification & design of our boats, so alterations & upgrades to specifications take place continually.

Appointed dealers are not agents of Fairline Yachts Ltd & are not authorised to commit Fairline Yachts Ltd by any express or implied undertaking or representation.

Performance Figures: Power quoted in our literature for inboard engines is crankshaft output.

Performance Estimates: Performance estimates are given in good faith but are in no way guaranteed for any particular model. Dirt on the bottom of the boat, damage to the propellers, engine tuning, external water & air temperatures & the weight of crew, fuel & water carried can all adversely affect performance. For those & other reasons we can give no performance guarantees