


## 2020 Model Year Standard Specification



### Principal Dimensions

**Length overall:**

33' 7" (10.27m)

**Beam:**

11' 6" (3.5m)

**Draught:**

2' 4" (0.74m) unloaded

**Berths:**

2 - 4

**Fuel capacity:**

150 gallons / 180 US gallons (680 litres)

**Displacement (light):**

6.1 tonnes / 6.8 US tons (6,155kg)

**Water capacity:**

48 gallons / 58 US gallons (220 litres)

**Black waste capacity:**

15.4 gallons / 18 US gallons (70 litres)

### Engines & Performance

2 x Mercury Verado 300, petrol,  
outboard (300mhp each):  
37 knots (estimated)

2 x Mercury Verado 400, petrol,  
outboard (400mhp each):  
48 knots

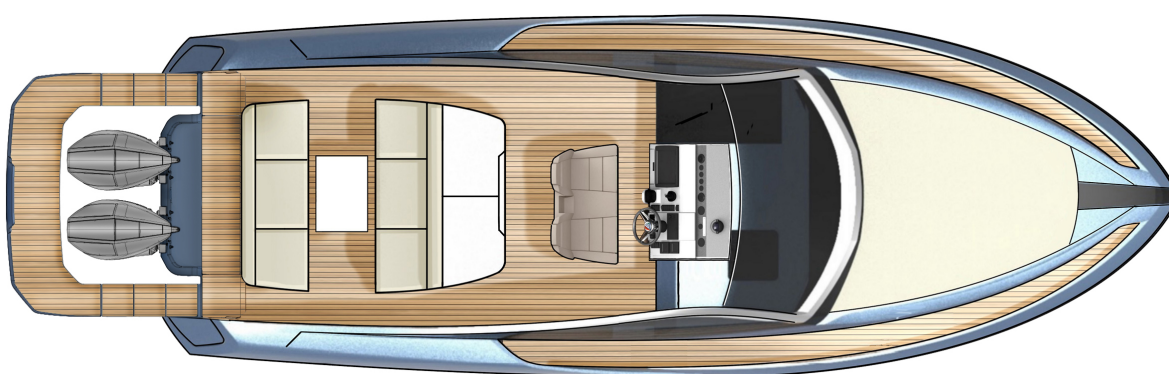
Type approval:  
CE Category C

2 x Mercury Verado 350, petrol,  
outboard (350mhp each):  
42 knots (estimated)

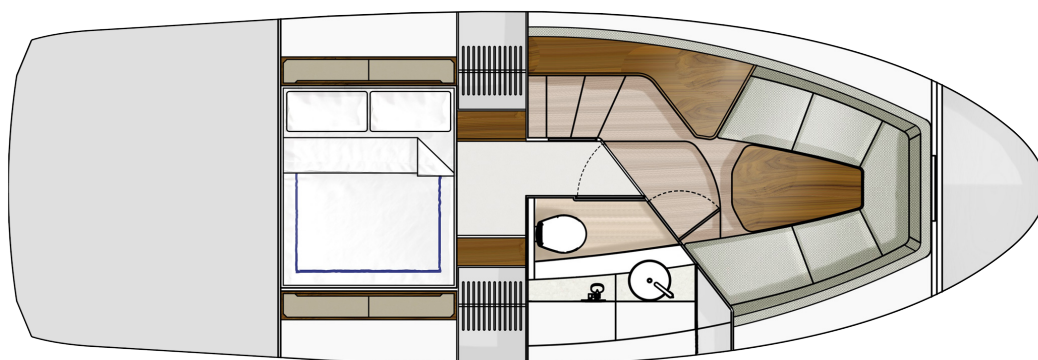
Max. persons capacity:  
8

## Deck Plans

### Main Deck



### Lower Deck



## Deck

Anchor light	Hot & cold-water handheld transom shower
Anchor chain (galvanised 8mm x 30m)	Mooring lines (6 x 2.5m)
Anchor chain locker	Moulded non-slip deck surface
Anchor winch controls	Navigation lights
Anchor winch (electric)	Recessed self-draining area on foredeck for sunbed cushions
Bilge pump switches with integral operating warning lights & audible alarms	Rubbing strake
Carbon fibre ensign/courtesy flag staff	Self-stowing stainless-steel anchor (10kg)
Chain stopper (10mm)	Stainless steel pop-up bow, spring & stern cleats
Fenders (x6)	Stainless steel stemhead roller
Foredeck sunbed cushion cover	Side deck access doors
Fuel filler	Toughened, single piece, curved glass windscreen
High capacity emergency manual bilge pump system	Water filler
Horn	Waste outlet

## Helm Position

Compass	Full engine monitoring including; digital tachometers, oil pressure gauges, temperature gauges, audible alarms, engine hour meters, helm position indicator, compass
Bench seat – fixed height	Garmin VHF 315i marine radio
2 x 7” display screens	USB socket
Drinks holders	
Electronic single-lever throttle & gear controls for port & starboard engines	

## Electrical Systems

All 240V, 12V circuits with circuit protection

Electrical sockets

Heavy duty circuit breakers

Isolating switches to all batteries

### 12 Volt

Batteries x 2 for domestic services

Battery crossover system

### 240 Volt

Polarity check & earth leakage protection system

Regulated battery inverter/charger

Shore power supply

## Cockpit

Audio unit with Bluetooth connectivity

2 x 8" waterproof speakers

Bar unit with sink & fridge

Boat hook

Controls for engine bay fire extinguisher system

Forward & aft facing seating with stowage under

GRP table, fixed height

Life raft stowage

Manual bilge pumps

Moulded non-slip deck surface

Step for side deck access

Stowage bins

Storage access hatch

Transom safety hoops

Transom washboard

Tonneau cover

USB socket

## Hullform & Construction

Antifouling protection to hull

Deep 'V' hull design by J&J Design

Design, layout & detailing by Alberto Mancini Yacht Design and the Fairline Yachts Design Studio

Full length moulded spray deflectors

Hull & deck colour – White

Integrally moulded engine bearers

Polyurethane foam cores throughout deck for strength & thermal insulation

Resin infused hull & internal liner

Transverse & longitudinal strengthening stringers throughout hull

## Saloon

Access to head

Companionway timber steps

First aid kit

Fixed height table

Electrical distribution panel

Fire extinguisher (manual)

LED ceiling lights

Lockers (eye level)

Sliding companionway door to cockpit

Stowage lockers under seating

'V' shaped sofa

Mid Cabin	Double bed (king) LED ceiling lights Opening porthole	2 x half height hanging lockers 4 x trinket lockers
Head	Automatic shower tray pump-out system Electric silent-flush freshwater toilet Extractor fan Full set of bathroom fittings	Full standing-height shower with adjustable shower head Mirrored cabinet doors Skylight Vanity unit locker & basin with hot & cold pressurised water
Fuel System	Emergency fuel shut-off valves Water separators & fuel filters	Twin fuel tanks – 680 litre capacity
Freshwater System	Automatic, pressurised supply Calorifier hot water system – 60 litre capacity	Water tank – 160 litre capacity
Black Waste	Holding tank – 80 litre capacity	
USA Specifications In addition to or in lieu of those listed above	Voltage - 110V 60Hz	

Whilst every effort is made to keep all sales literature up to date, it should not be regarded as an infallible statement of current specifications & does not constitute an offer for the sale of any particular boat. We continually seek to improve the specification & design of our boats, so alterations & upgrades to specifications take place continually.

Appointed dealers are not agents of Fairline Yachts Ltd & are not authorised to commit Fairline Yachts Ltd by any express or implied undertaking or representation.

Performance Figures: Power quoted in our literature for outboard engines is crankshaft output.

Performance Estimates: Performance estimates are given in good faith but are in no way guaranteed for any particular model. Dirt on the bottom of the boat, damage to the propellers, engine tuning, external water & air temperatures & the weight of crew, fuel & water carried can all adversely affect performance. For those & other reasons we can give no performance guarantees